

Suggested Timetable – Please do not feel that you have to stick to this completely... do what is best for your family! 😊

	9.00-9.30	9.30-10.00	10.00-10.30	10.30-11.30	11.30-12.00	12.00-1.00	1.00-3.00
Monday	P.E with Joe Wicks	Maths	RWI Phonics	Snack and Play	Seesaw Activity	Lunch	The Disgusting Sandwich
Tuesday	Disney Shake Up	Maths	RWI Phonics	Snack and Play	Reading - Oxford Owls	Lunch	The Disgusting Sandwich
Wednesday	P.E with Joe Wicks	Maths	RWI Phonics	Snack and Play	Seesaw activity	Lunch	The Disgusting Sandwich
Thursday	R.E	Maths	RWI Phonics	Snack and Play	Reading - Oxford Owls	Lunch	The Disgusting Sandwich
Friday	P.E with Joe Wicks	Maths	RWI Phonics	Snack and Play	Cosmic Kids	Lunch	The Disgusting Sandwich

Maths Planning – Number within 20

<https://classroom.thenational.academy/units/numbers-within-20-edc2>

Please use the link below and complete one lesson a day (Lessons 1-5). Work to be recorded within the yellow home learning books (handed out with CPG books last term).

Numbots can also be used to support children's number knowledge and have fun!

Read Write Inc. – Phonics

https://www.youtube.com/channel/UCo7fbLgY2oA_cFCIg9GdxtQ

Daily phonics lessons will be available on the Ruth Miskin YouTube site, for set 1, 2 and 3 sounds. Please use these daily.

Cosmic Kids – Betsy the Banana

<https://www.youtube.com/watch?v=40SZl84Lr7A>

Religious Education – Sermon for Kids


<https://sermons4kids.com/categories/people-in-the-bible>

This week's person from the Bible that we will be learning about is **Noah**, So enjoy the sermon with your adult and then have a go at one of the suggested activities.

Physical Education – P.E with Joe and Disney Shake ups

<https://www.nhs.uk/10-minute-shake-up/shake-ups>

<https://www.youtube.com/channel/UCAxW1XT0iEJoOTYIRfn6rYQ>



The Disgusting Sandwich

Link to a read aloud of the story -

<https://www.youtube.com/watch?v=rWfw29sz6ps>

Monday – Practice your cutting skills to cut out instructions to make a sandwich.

(See Print out below – if you do not have a printer why not draw out the steps with you child.)

Tuesday – Follow the instructions created yesterday to make your own sandwich.

Wednesday – read the story again, and have a go at matching why each animal did not want to eat the sandwich. (See print

out below – if you do not have access to a printer you could just spend time questioning and talking with your child and practice retrieving that information from the story.)

Thursday – Have a go at writing a sentence about the story, remembering those spaces between each word and to use your Fred fingers to sound out each of the words to support your writing, this could be recorded in home learning books. (See prompt below.)

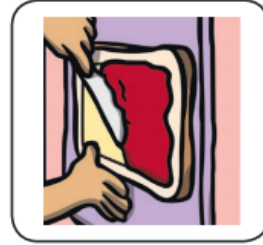


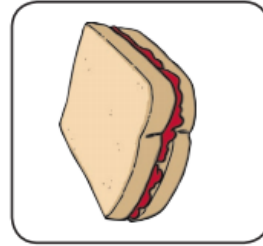
Friday – Why not have a go at designing your own disgusting sandwich. You could draw it, use food, craft materials or playdough.

Making a Jam Sandwich

Look carefully at the pictures. Can you put them into the correct order to show how to make a jam sandwich?



visit [twinkl.com](https://www.twinkl.com)



Wednesday 13th January – Wednesday Print Out





I am able to retrieve information from the text

L: 10, 11, 12, 13, 15, 18, 20, 21, 22 (30-50) 24, 25, 28, 29, 30, 31, 34, 35, 37, 38, 39 (40-60)

After reading the story, I had a go at matching each animal to the reason why they did not want to eat the sandwich, why they thought it was a disgusting sandwich.

Who?

Who doesn't want to eat the **disgusting** sandwich?

<p>“... And into a pond.”</p> 	
<p>“Now the sandwich has big black squish marks right across the middle.”</p> 	
<p>“... and she dropped the sandwich into an ants' nest.”</p> 	
<p>“... the sandwich fell into a pile of feathers...”</p> 	

Wednesday pictures to stick



Thursday writing prompt

Who?

What Doing?

What?

Who is eating the **disgusting** sandwich?



For example you child would write

The frog is eating the sandwich.

If they complete this and are keen to do more, add in other animals or describe the sandwich in more detail.

E.g., the frog is eating the disgusting/gross/revolting sandwich.