

Suggested Timetable – Please do not feel that you have to stick to this completely... do what is best for your family! 😊

	9.00-9.30	9.30-10.00	10.00-10.30	10.30-11.30	11.30-12.00	12.00-1.00	1.00-3.00
Monday	P.E with Joe Wicks	Maths	RWI Phonics	Snack and Play	Seesaw Activity	Lunch	Worms
Tuesday	Disney Shake Up	Maths	RWI Phonics	Snack and Play	Reading - Oxford Owls	Lunch	Worms
Wednesday	P.E with Joe Wicks	Maths	RWI Phonics	Snack and Play	Seesaw activity	Lunch	Worms
Thursday	R.E	Maths	RWI Phonics	Snack and Play	Reading - Oxford Owls	Lunch	Worms
Friday	P.E with Joe Wicks	Maths	RWI Phonics	Snack and Play	Cosmic Kids	Lunch	Worms

Maths Planning – Measure

<https://classroom.thenational.academy/units/measures-f350>

Please use the link below and complete one lesson a day (Lessons 1-5). Work is to be recorded within the yellow home learning books (handed out with CPG books last term) and corresponding work will be put on Seesaw. Numbots can also be used to support children's number knowledge and have fun!

Read Write Inc. – Phonics

https://www.youtube.com/channel/UCo7fblGy2oA_cFCIg9GdxtQ

Daily phonics lessons will be available on the Ruth Miskin YouTube site, for set 1, 2 and 3 sounds. Please use the set one sounds daily. Why not then have a go at practicing the letter formation of the sounds learnt that day, write a few words with that sound in and then as an extra challenge put one of those words in a sentence?

Cosmic Kids – Arnold the Ant <https://www.youtube.com/watch?v=iWowDC3x0hE>

Religious Education – Sermon for Kids

<https://sermons4kids.com/categories/people-in-the-bible>

This week's person from the Bible that we will be learning about is **Moses**, so enjoy the sermon with your adult and then have a go at one of the suggested activities.

Physical Education – P.E with Joe and Disney Shake ups

<https://www.nhs.uk/10-minute-shake-up/shake-ups>

<https://www.youtube.com/channel/UCAxW1XT0iEJoOTYIRfn6rYQ>



Worms

Link to a copy of the story - <https://storyberries.com/bedtime-stories-danger-worm-short-stories-for-kids/> (This can be read to your child by yourself or there is also a video of the story.)

Monday – Listen to the story and have a go at creating your own artwork for one of the dangers in the story, collage materials like the pictures in the story would look amazing. Think about what colours to use for the different animals... could you have a go at mixing colours?

Tuesday – Listen to the story again, this repetition will help you with this next activity. Complete a story path of the story. It is all about learning that stories have a beginning, a middle and an end and learning to sequence specific events! (See below for optional print out)

Wednesday – Today could you write some sentences about what happened in the story? Remember to use spaces between each word and a full stop at the end of your sentence. (Sentence support pictures are below.)

Thursday – What can you find out about worms? Why not get outdoors and do a worm dance to investigate them? Can you make your own fact poster about worms... how will you find out the information? Could you use Oxford Owl to find a book about worms? (Please photograph or complete on Seesaw if possible)

Friday – Why not have a Superworm afternoon with this fantastic resource from Scholastic. (See webpage Superworm activity pack.)

Reading – Please read as often as you can with your child during this time home learning, whether that be you reading to them or allowing them to make up stories from books you may have in the home. Oxford owl provides many books at a range of different abilities so enjoy.

An infographic on a yellow background. On the left, text reads: "IT ADDS UP! If you read just 15 minutes a day, in one year you will have read over 1,000,000 words!" Below this is the source "Source: Statisticbrain.com". On the right, a cartoon boy with orange hair is sitting on a tall stack of colorful books, reading one. At the bottom left is the logo for "WE are TEACHERS".

IT ADDS UP!

If you read just 15 minutes a day, in one year you will have read over 1,000,000 words!

Source: Statisticbrain.com


WE are TEACHERS

Oxford Owl Login –

Username: stmattsyarRJW

Password: stmatts!

Tuesday Prompt



Papa worm said "There are dangers for worms up there..." However, the little worm did not believe in dangers!

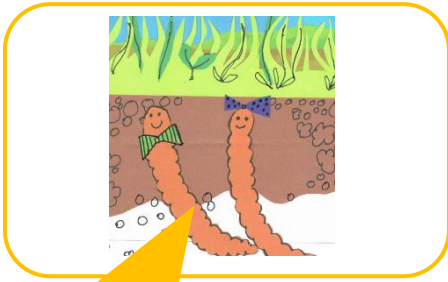


"So pretty, with stars and the bright moon... and no Danger in sight..."

She tunnelled up just between night and day. The Moon was still bright, the Fireflies were buzzing and early morning Sun was just around the corner.



Tuesday Prompt – Answer sheet for adults



Papa worm said “There are dangers for worms up there...”
However, the little worm did not believe in dangers!

The big black bird

The green frog

Children



“So pretty, with stars and the bright moon... and no Danger in sight...”

She tunnelled up just between night and day. The Moon was still bright, the Fireflies were buzzing and early morning Sun was just around the corner.

Owl




Wednesday Writing Prompt

Who?

What Doing?

What?



e.g. The children will squash the worm.



e.g. The frog will eat the worm.