











<p style="text-align: center;">Science</p> <p>As Scientists, we will.. Continue to explore to how to grow a healthy plant. We will:</p> <ul style="list-style-type: none"> • Know what germination means. • Plant our own seeds and look at what it needs to germinate successfully. • Know the life cycle of a flowering plant. • Make scientific observations and record our findings. 	<p style="text-align: center;">RE</p> <p>For spiritual and moral development, we will.. Answering the following question: What is faith and what difference does it make?</p> <ul style="list-style-type: none"> • Know that Judaism is a faith that is shared and lived out by many people today. • Explain that Judaism has its origins in the land of Israel, and that Jews believe they are descendants of Abraham, chosen by God to show what God is like. They are part of a two way promise or covenant. This is that they will obey and follow God and in return He will bless and help them . • Know that Jews believe in one God who is creator and carer. • Understand that Torah is the Jewish holy book and contains rules to live by, teaching and guidance. Talk about how it is written and looked after. • Talk about how Jews celebrate Shabbat and its meaning for them, discussing some of the symbols used 		<p style="text-align: center;">Maths</p> <p>As mathematicians, we will be focussing on the topics:</p> <p>Fractions:</p> <ul style="list-style-type: none"> • Build on their understanding of halves and quarters. Practise counting up and down to ten using fractions. • Find three-quarters of a shape and number.  <p>Time</p> <ul style="list-style-type: none"> • recap on o'clock and half past the hour • telling the time to quarter past and to the hour • telling the time to 5 minutes 					
<p style="text-align: center;">English</p> <table border="1" style="width: 100%; border-collapse: collapse;"> <thead> <tr> <th style="width: 33%; text-align: center;">Writing</th> <th style="width: 33%; text-align: center;">Grammar and punctuation</th> <th style="width: 33%; text-align: center;">Reading</th> </tr> </thead> <tbody> <tr> <td style="vertical-align: top;">We will be learning all about poems and newspaper reports.</td> <td style="vertical-align: top;"> <ul style="list-style-type: none"> • capital letters, full stops, commas to separate items in lists; and apostrophes for some contracted forms and some singular possession in nouns. </td> <td style="vertical-align: top;">Our class text this term is <i>Fantastic Mr Fox</i>. </td> </tr> </tbody> </table>			Writing	Grammar and punctuation	Reading	We will be learning all about poems and newspaper reports.	<ul style="list-style-type: none"> • capital letters, full stops, commas to separate items in lists; and apostrophes for some contracted forms and some singular possession in nouns. 	Our class text this term is <i>Fantastic Mr Fox</i> . 
Writing	Grammar and punctuation	Reading						
We will be learning all about poems and newspaper reports.	<ul style="list-style-type: none"> • capital letters, full stops, commas to separate items in lists; and apostrophes for some contracted forms and some singular possession in nouns. 	Our class text this term is <i>Fantastic Mr Fox</i> . 						
<p style="text-align: center;">St. Matthew's CE (Aided) Primary School and Nursery Centre</p> <div style="display: flex; justify-content: space-around; align-items: center;">  <div style="text-align: center;"> <p>Half-termly Curriculum Map for Saint Joseph</p> <p>Summer 1 2024</p> <p>'Victorians'</p> </div>  </div>								
<p style="text-align: center;">History</p> <p>As Historians, we will: Teach the children about the life of a Victorian child. The children will learn about their daily lives, the way they dressed and their hobbies.</p> 	<p style="text-align: center;">Music</p> <p>As musicians we will.. Look at the following topic: <i>Friendship Song</i></p> <ul style="list-style-type: none"> • <i>Singing and playing instrumental Parts</i> 	<p style="text-align: center;">Computing</p> <p>As computing scientists we will:</p> <ul style="list-style-type: none"> • Create Digital music by using a computer as a tool to explore rhythms and melodies, before creating a musical composition. 						
<p style="text-align: center;">PSHE</p> <p>As members of our community, we will... Be learning the topic 'Healthy Me'.</p> 		<p style="text-align: center;">PE</p> <p>As dancers, gymnasts, athletes, players and orienteers we will...</p> <ul style="list-style-type: none"> • Be learning how to catch and throw. 