












<p style="text-align: center;"><b>Science</b></p> <p><b>Can you see me?</b></p> <p><b>As Scientists, we will..</b></p> <ul style="list-style-type: none"> <li>- Know what dark means.</li> <li>- Understand how light travels.</li> <li>- Know what makes a shadow.</li> <li>- Know how to keep ourselves safe in the sun.</li> </ul> 	<p style="text-align: center;"><b>RE</b></p> <p><b>What can we learn from a Synagogue?</b></p> <p>Discuss the meaning of some of the artefacts and symbols found in a synagogue, and their relevance for Jewish believers.</p> <p><b>For spiritual and moral development, we will..</b></p> <ul style="list-style-type: none"> <li>• Explain some features of worship, study and gathering that a Jew would experience when visiting a synagogue.</li> <li>• Use a seder plate to retell and explain the story of Pesach and its importance to Jews.</li> <li>• Understand that the Torah's importance for Jews is reflected by the way it is treated by Jews.</li> <li>• Know that Jesus was a Jew and was celebrating Pesach at his last supper.</li> </ul> 		<p style="text-align: center;"><b>Maths</b></p> <p><b>As mathematicians, we will:</b></p> <ul style="list-style-type: none"> <li>• Understand pounds and pence.</li> <li>• Convert pounds and pence.</li> <li>• Add money.</li> <li>• Subtract money.</li> <li>• Find change.</li> </ul> <ul style="list-style-type: none"> <li>• Find Roman numerals to 12</li> <li>• Tell the time to 5 minutes</li> <li>• Tell the time to the minute</li> <li>• Read time on a digital clock</li> <li>• Use A.M and P.M</li> <li>• Years, months and days.</li> <li>• Days and hours</li> <li>• Hours and minutes- use start and end times.</li> <li>• Hours and minutes- use durations.</li> <li>• Minutes and seconds</li> <li>• Units of time</li> <li>• Solve problems with time.</li> </ul> 
<p><b>English</b></p>			
	<p style="text-align: center;"><b>Writing</b></p> <p><b>We will be writing:</b></p> <ul style="list-style-type: none"> <li>• Information texts.</li> <li>• Recount</li> </ul>	<p style="text-align: center;"><b>Grammar and punctuation</b></p> <p><b>We will be learning about:</b></p> <ul style="list-style-type: none"> <li>• Newspaper headlines</li> <li>• Subheadings</li> <li>• Reported speech.</li> <li>• Present tense</li> <li>• Past tense</li> <li>• Quotation being inverted Commas.</li> <li>• First, third person</li> <li>• Technical language</li> <li>• Proper nouns</li> <li>• Formal language</li> <li>• Time conjunctions</li> <li>• Third/first person pronouns</li> <li>• Adverbial phrases</li> <li>• Propositional phrases</li> <li>• Similes</li> </ul>	<p style="text-align: center;"><b>Reading</b></p> <p><b>We will be reading:</b></p> <p><b>History Hackers Roman Rescue</b></p> <p>Catapulted back into a time of Roman occupation, the history-hopping Hackers find themselves in unfamiliar and dangerous territory. Can Tilda and Charlie use their knowledge and cunning to outsmart their Roman captors and find their way back to the twenty-first century.</p> <p>We will be answering VIPER style questions.</p> <p><b>Guided Reading</b></p> <p>We will also be taking part in guided reading, using our VIPER skills to develop our fluency. The children will be reading a book based on their Oxford Owl reading bands.</p> <p><b>Vocabulary</b>      Infer      Predict      Explain      Retrieve      Summarise</p> 
<p>St. Matthew's CE (Aided) Primary School and Nursery Centre          Halftermly Curriculum Map for St Cecilia          Summer 1 – St Cecilia Y3          Emperors and Empires.</p>  			
<p style="text-align: center;"><b>History</b> <b>Emperors and Empires</b></p> <p>This project teaches children about the history and structure of ancient Rome and the Roman Empire, including a detailed exploration of the Romanisation of Britain.</p> 	<p style="text-align: center;"><b>Music</b></p> <p><b>As musicians we will..</b></p> <ul style="list-style-type: none"> <li>• Learn how to play the ukelele and perform to an audience.</li> <li>• Learn how to play individual notes and chords.</li> </ul> 	<p style="text-align: center;"><b>Computing</b></p> <p><b>Online Safety:</b></p> <ul style="list-style-type: none"> <li>• Putting a STOP to Online Meanness</li> </ul> <p><b>Creating Media: Desktop Publishing.</b></p> <ul style="list-style-type: none"> <li>• Create media desktop.</li> <li>• Modify text, images, and page layouts for a specified purpose.</li> </ul>	<p style="text-align: center;"><b>Spanish</b></p> <p><b>As linguists and learners of Spanish, we will..</b></p> <ul style="list-style-type: none"> <li>• Fruit and veg nouns.</li> <li>• Counting</li> <li>• Asking politely</li> <li>• Story board game</li> </ul> 
	<p style="text-align: center;"><b>PSHE</b></p> <p><b>As members of our community, we will..</b></p> <ul style="list-style-type: none"> <li>• Learn about the importance of exercise and how it helps your body to stay healthy.</li> <li>• Learn about the different types of drugs, the ones you take to make you better, as well as other drugs,</li> <li>• Learn about and consider things, place and people that are dangerous and link this to strategies for keeping themselves safe.</li> </ul>		<p style="text-align: center;"><b>PE- Outdoor</b></p> <p><b>Cricket</b></p> <ul style="list-style-type: none"> <li>• We will develop our co-ordination by looking at throwing and catching.</li> <li>• We will be working on our striking action.</li> <li>• We will be learning how to work as a team.</li> </ul>  <p style="text-align: center;"><b>PE- Indoor</b></p> <p><b>Health and Fitness</b></p> <ul style="list-style-type: none"> <li>• We will know how to keep our bodies and minds healthy.</li> <li>• We will know how to prepare ourselves for exercise.</li> <li>• We will know how to target different areas of our body.</li> <li>• We will know how to look after our bodies after exercise.</li> </ul> 